


IntelliStage™

Trolley Transport System

by Road Ready





IntelliStage™

Trolley Transportation System

by Road Ready

Contents

Introduction	1
About Your Trolley	1
Meet the Components	2
Important Safety Instructions	2
Trolley Assembly	3-4
Trolley Carrying Capacity	4
Trolley Operation	4
Individual Trolley Components (US/Euro)	5
Notes	5
Stage Builder Information	6
Limited 2 Year Warranty	6

Introduction

Thank you for being a Road Ready Customer and welcome to the family.

We do one thing and do it well – build products that make your life easier. Crafting innovative, quality products is our calling and we take it seriously. Strong, lightweight and versatile, **IntelliStage™** products are crafted out of the finest materials available and put through our grueling quality check before they are shipped out the door.

We thank you for your purchase and know that your **IntelliStage™** system will definitely steal the show! However, if you should require any assistance or service, you'll find that we take as much pride in supporting our products as we do in designing and building them.

About Your IntelliStage™ Trolley

The **Trolley Transportation System** is designed to transport and store multiple **IntelliStage™** products ranging from platforms, guardrails and ramp frames. The trolley transportation system can either support up to 10pcs of platforms, 12pcs of guardrails or 12pcs of ramp frames. Trolleys can also store and transport platform risers and ramp legs as space permits.

Secure transportation and storage

Locking casters make sure your trolley doesn't go anywhere without you. Our trolley also comes standard with tie down straps to make sure your platforms, guardrails and ramp frames stay where they belong.

Universal and adaptable

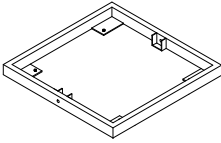
During transportation of ramp frames and guardrails are held in place by our special V-bracket. When the V-brackets are not needed, such as for platform transportation, they can be removed and stored away in the trolley base completely out of sight.

...Down to the smallest detail

Small accessories, parts and tools can be neatly stored away in the accessory pouch making sure you never lose anything.

Meet the Components:

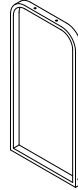
Putting together your **IntelliStage™ Trolley Transportation System** was designed to be simple enough for anyone to do. Consequently, the number of components you will encounter in the assembly process is limited. Nonetheless, let's take a moment for a little meet and greet...



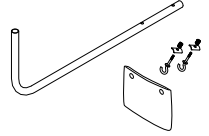
A.) Trolley Base



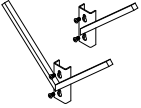
B.) Casters & Casters w/Brakes



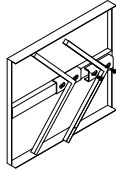
C.) Central Support



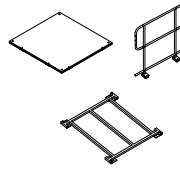
D.) Handle & Accessory Pouch



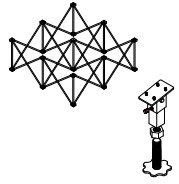
E.) V-bracket & Half-bracket Hangar



F.) Trolley Base Cover



G.) Platform, Guardrail & Ramp Frame



H.) Risers & Ramp Legs

A.) Trolley Base

The trolley base is the main component that all other trolley components will attach onto.

B.) Casters & Casters w/Brakes

Our beefy 3.5" casters attach onto the trolley base and keep everything rolling smooth. When not in transport the caster brakes lock the trolley in place.

C.) Central Support

The central support attaches directly to the trolley base and is what holds and supports the platforms, guardrails and ramp frames.

D.) Handle and Accessory Pouch

The handle provides an easy means of maneuvering the trolley during transport. The accessory pouch stores all small IntelliStage™ parts and accessories.

E.) V-bracket & Half-bracket Hangar

These hangars can be added or removed from the trolley as needed. The brackets are designed to hold guardrails and ramp frames. When not in use two of them can be stored in the trolley base cover.

F.) Trolley Base Cover

The trolley base cover stores and completely hides the V-Bracket when not in use. The V-bracket bolts directly to the trolley base cover.

G.) Platforms, Guardrails & Ramp Frames

All of these IntelliStage components can be transported using the trolley.

H.) Platform Guide Posts

Risers and Ramp Legs can be transported on the trolley if space permits.

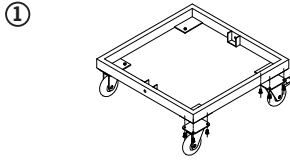
Important Safety Instructions:



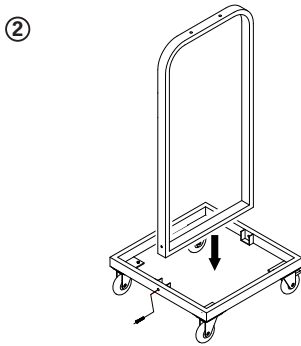
- 1.) Read and follow all instructions
- 2.) Do not exceed the maximum carrying capacity
- 4.) Secure all platforms, guardrails and ramp frames before transport
- 5.) Use only on a flat and level surface
- 6.) Lock casters brakes when not being moved.

TROLLEY ASSEMBLY:

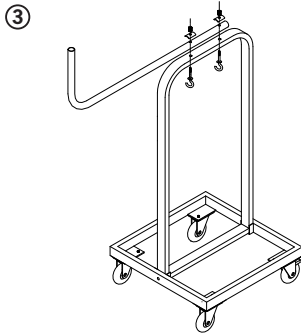
1.) Secure casters onto trolley base using the provided hardware.



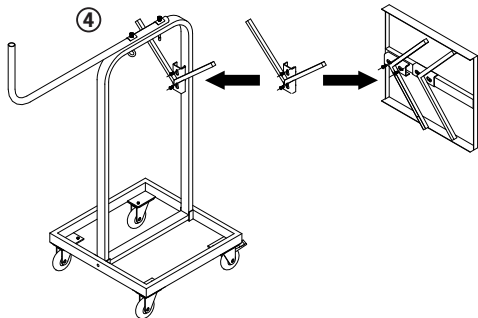
2.) Attach the central support to the trolley base as shown and secure with provided hardware.

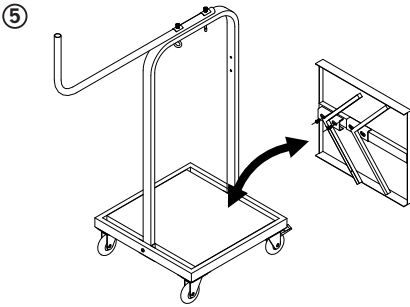


3.) Attach handle to central support with the supplied hardware. Note: Hooks should be positioned on the bottom side as shown in Fig 3.

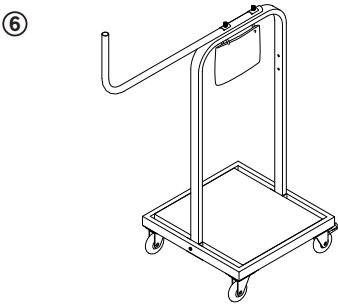


4.) If you intend to transport guardrails, platforms or ramp frames on your trolley install the V-bracket or Half-bracket hangar onto the central trolley support. Otherwise store two of the brackets on the underside of the trolley base cover as shown in Fig 4.





5.) Place the trolley base cover onto the trolley.



6.) Place all remaining hardware or platform/riser hardware into the accessory bag and hang the bag onto the hooks that you installed in Step 3.

7) Place your platforms, guardrails or frames onto the trolley. Secure all pieces to the trolley with the supplied straps as shown in Fig7.

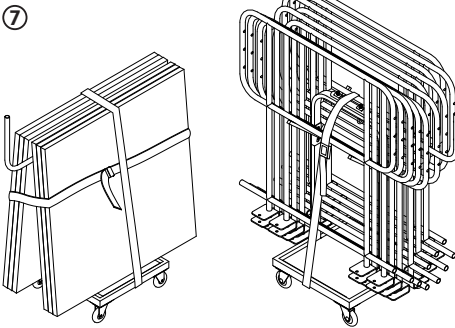
Use only on a flat level surface and do not exceed Trolley capacity limitations.

TROLLEY CARRYING CAPACITY:

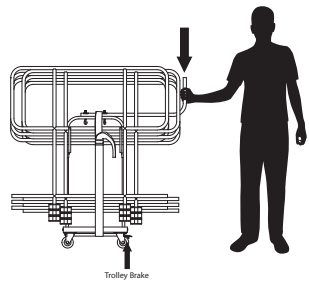
The trolley system can support the following IntelliStage™ products and components.

Platforms: 10pcs per trolley
Guardrails: 12pcs per trolley
Ramp Frames: 12pcs per trolley

Platform risers and ramp legs can also be transported and placed on the trolley as space permits.



Trolley Operation:



Use the handle to control and maneuver the trolley. When not being moved lock all trolley brakes.

Individual Trolley Components (US & Europe)

TROLLEY

ISTROLLEY


Multi-purpose IntelliStage™ trolley. Supports either 10 platform pcs, 12 guardrail pcs or 12 ramp frames (can also support risers and ramp legs as space permits)

Notes

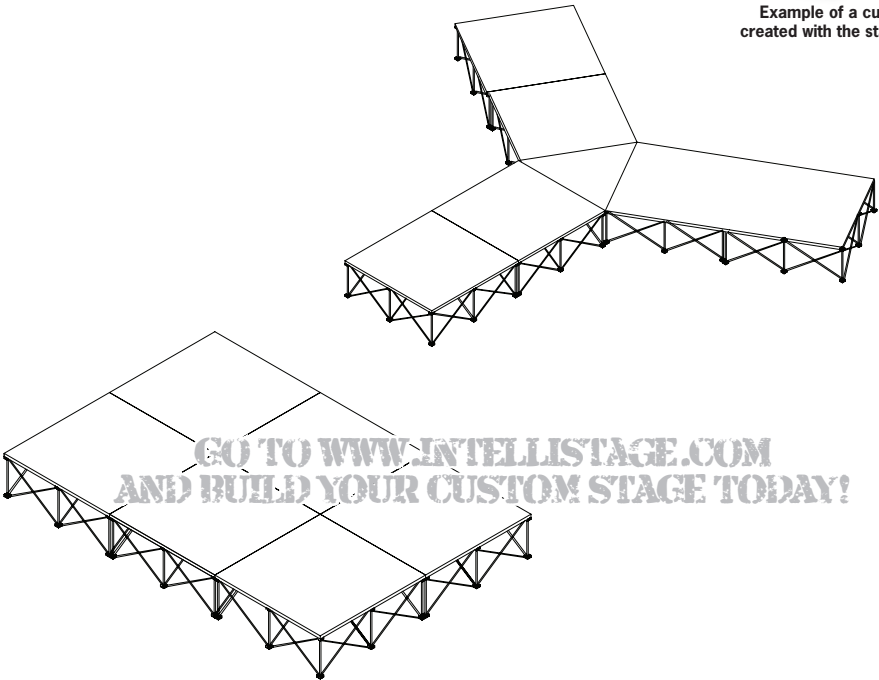
Need help building your Stage?

Create your custom stage online instantly!

To make designing your custom stage a snap, we created our stage builder software. Simply go to www.IntelliStage.com and click on the stage builder and our software will design a custom stage for you according to your specifications. Our software will calculate everything you need including ramps, guard rails, skirts, transportation/storage systems, accessories and provide you with a detailed drawing of your design stage as well as a list of all the components that make up your stage. You can then save your custom design as a pdf document.



Example of a custom stage created with the stage builder



Limited 2 Year Warranty

Road Ready warrants to the original owner of each new IntelliStage™ product, for a period of 2 years from the date of purchase, (provided that it is purchased at an Authorized IntelliStage™ Dealer) that is free of defects in materials and workmanship and that each product meets or exceeds all factory published specifications. This warranty is void if the product has been tampered with or misused beyond reasonable wear, and shall not apply if the product has been physically damaged. Improper handling, set-up or use of this unit could cause it to fail, which could lead to serious injury or death. Please be sure to read, understand and follow all operating instructions and weight load information in this manual before using this product. Do not allow children or untrained persons to use this product. There are no obligations of liability on the part of Road Ready for any personal injuries, death, consequential damage or any other indirect damages with respect to, loss of property, revenues, profit or costs of removals, installations or re-installations arising out of, or in connection with, the use or performance of an IntelliStage™ product.



IntelliStage™

12662 Corral Place ★ Santa Fe Springs CA 90670

Ph: 562.906.6185 ★ Fax: 562.906.6186

Email: usa@IntelliStage.com ★ www.IntelliStage.com